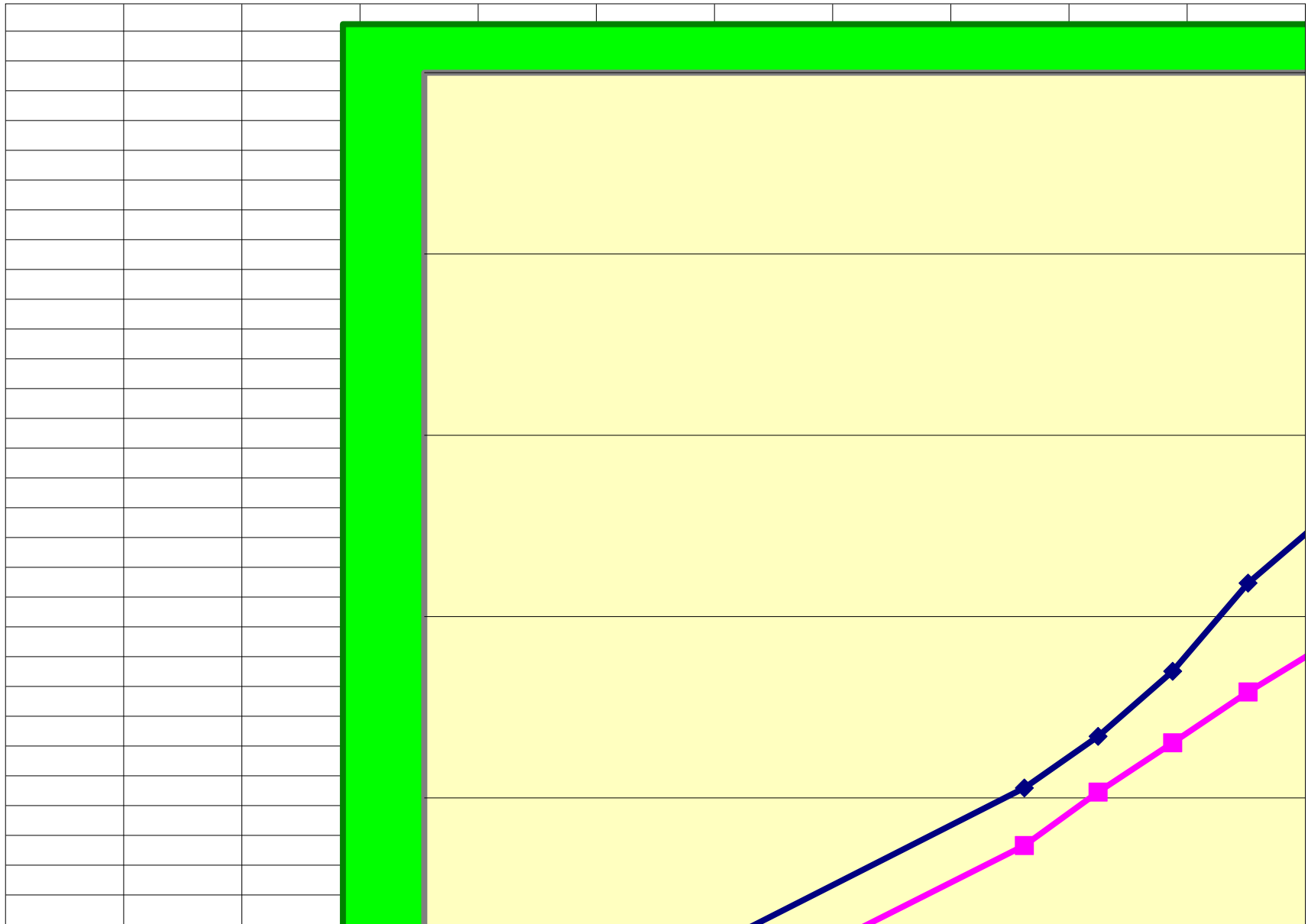
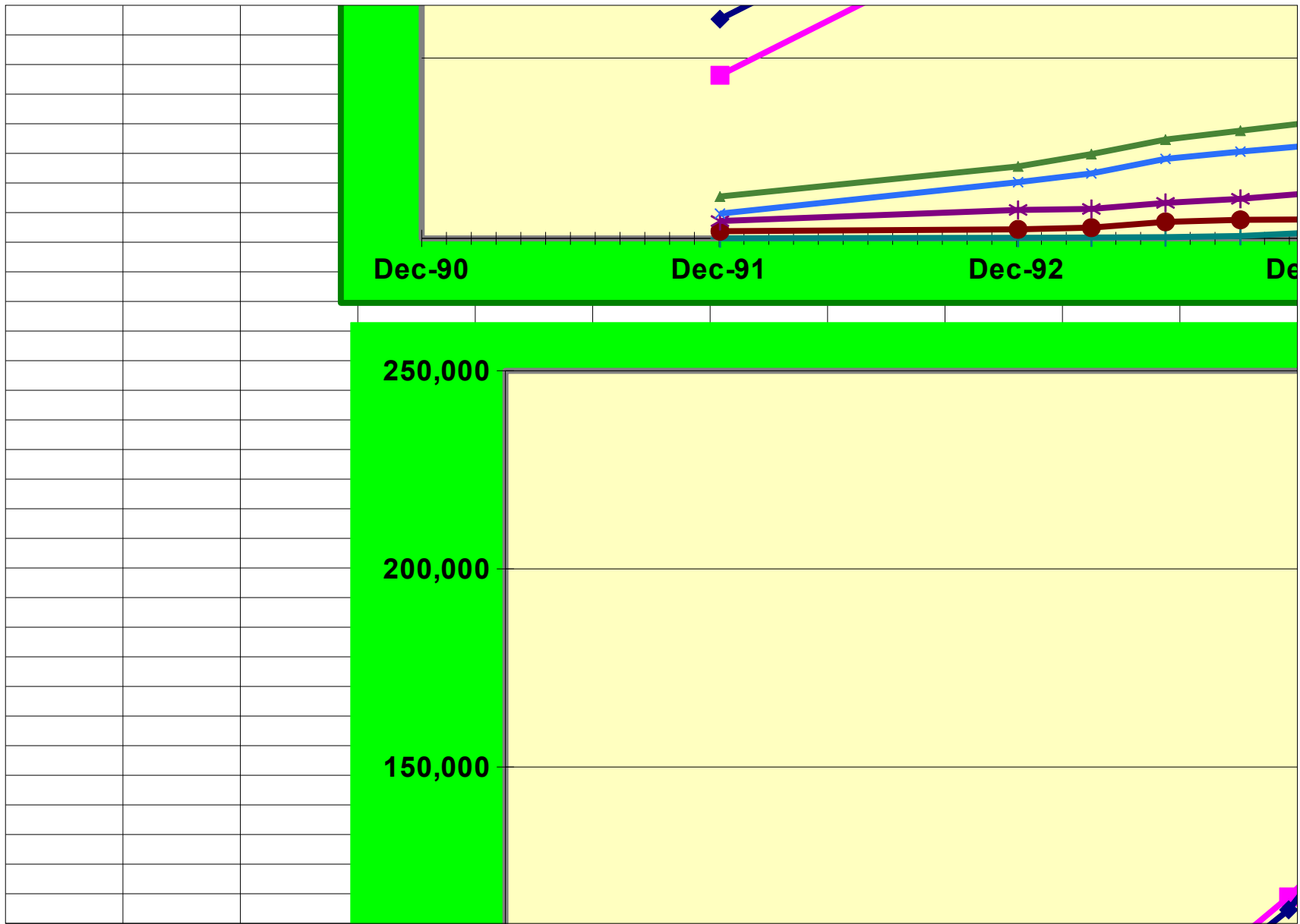



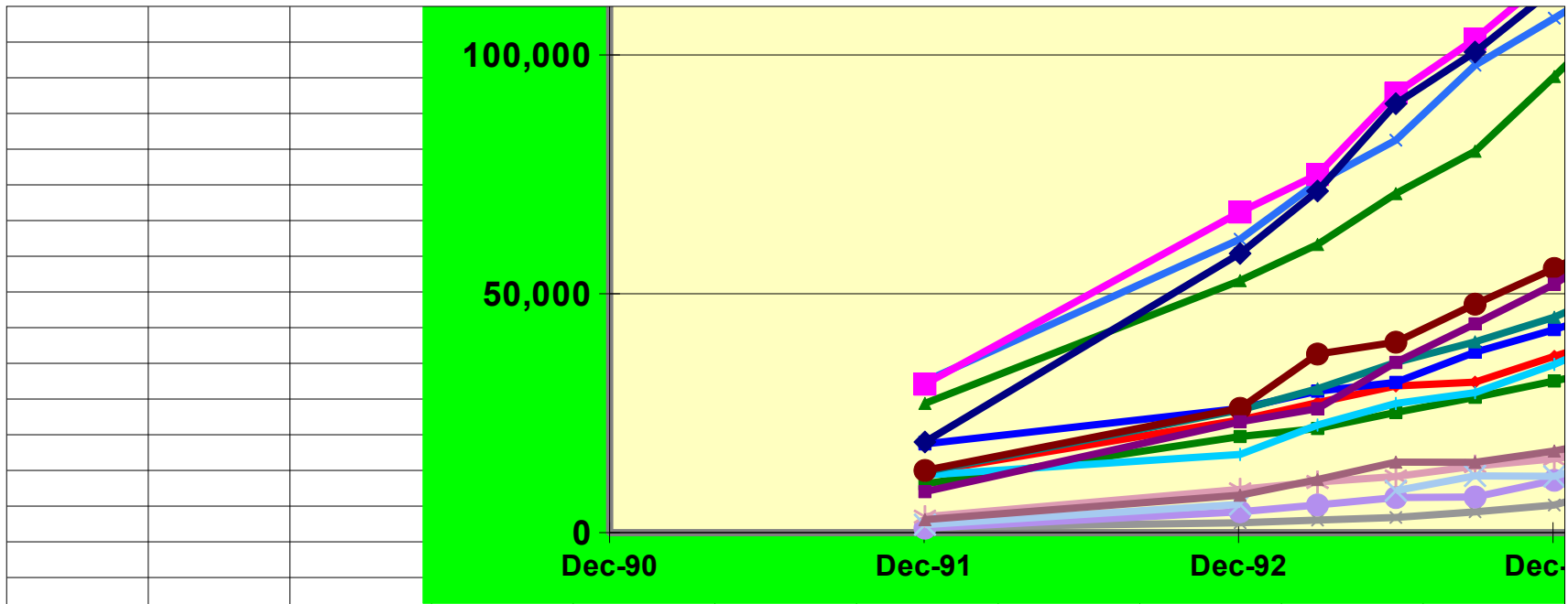
			1-Jan-92	1-Jan-93	1-Apr-93	1-Jul-93	1-Oct-93	1-Jan-94	1-Jul-94	1-Oct-94	
edu	1	edu	243,160	410,940	467,897	539,668	636,919	708,000	856,234	982,181	15%
com	1	com	180,982	347,486	406,464	460,848	516,880	567,686	774,735	1,054,422	36%
gov	1	gov	46,379	79,772	93,456	109,550	119,454	129,134	169,248	193,741	14%
mil	1	mil	27,457	62,327	72,000	88,163	96,273	103,507	130,176	145,831	12%
org	1	org	19,201	31,490	32,684	39,359	43,882	50,544	66,459	72,363	9%
net	1	net	7,925	9,986	11,873	18,305	20,540	21,000	30,993	51,453	66%
us	2	USA	120	692	956	1,340	2,650	6,541	16,556	24,861	50%
int	1	int		58	88	175	197	235	315	411	30%
uk	3	UK	18,971	58,431	71,518	89,788	100,609	113,930	155,706	194,350	25%
de	3	Germany	31,070	67,111	74,959	91,987	103,324	117,200	149,193	168,995	13%
ca	2	Canada	27,054	52,755	60,314	70,977	79,837	95,500	127,516	153,025	20%
au	8	Australia	31,664	61,429	73,321	82,157	97,840	107,700	127,514	133,886	5%
jp	7	Japan	8,560	23,197	25,948	35,639	43,697	52,000	72,409	82,561	14%
fr	3	France	13,007	26,014	37,380	39,860	47,826	55,300	71,899	72,943	1%
nl	3	Netherlands	12,769	25,665	30,114	35,629	39,940	45,100	59,729	74,229	24%
se	3	Sweden	18,565	25,991	29,593	31,449	37,767	42,500	53,294	63,576	19%
fi	3	Finland	12,026	16,356	22,508	27,033	29,292	35,200	49,598	57,631	16%
ch	3	Switzerland	12,678	23,581	27,203	30,697	31,488	36,900	47,401	53,646	13%
no	3	Norway	10,208	20,109	21,791	25,151	28,322	31,746	38,759	43,203	11%
it	3	Italy	2,720	7,834	11,102	14,746	14,701	17,084	23,616	26,980	14%
es	3	Spain	1,660	5,911		8,773	11,866	11,784	21,147	23,986	13%
at	3	Austria	3,328	9,052	10,590	11,741	13,924	15,442	20,130	23,704	18%
za	6	South Africa	931	4,356	5,789	7,337	7,450	10,951	15,595	21,024	35%
nz	8	New Zealand	1,116	2,053	2,609	3,165	4,342	5,773	14,830	20,578	39%
kr	7	Korea	1,501	3,542	5,269	5,625	7,359	8,984	12,109	14,612	21%
be	3	Belgium	351	2,418	3,463	4,361	6,265	8,310	12,107	14,247	18%
dk	3	Denmark	1,796	5,459	5,713	6,160	7,647	9,220	12,107	14,822	22%
tw	7	Taiwan	807	4,021	5,041	5,469	7,189	7,970	10,314	11,663	13%
hk	7	Hong Kong	440	3,451	5,880	6,232	7,649	8,160	9,141	10,503	15%
il	5	Israel	2,031	4,143	4,660	5,244	5,937	6,750	8,464	9,861	17%

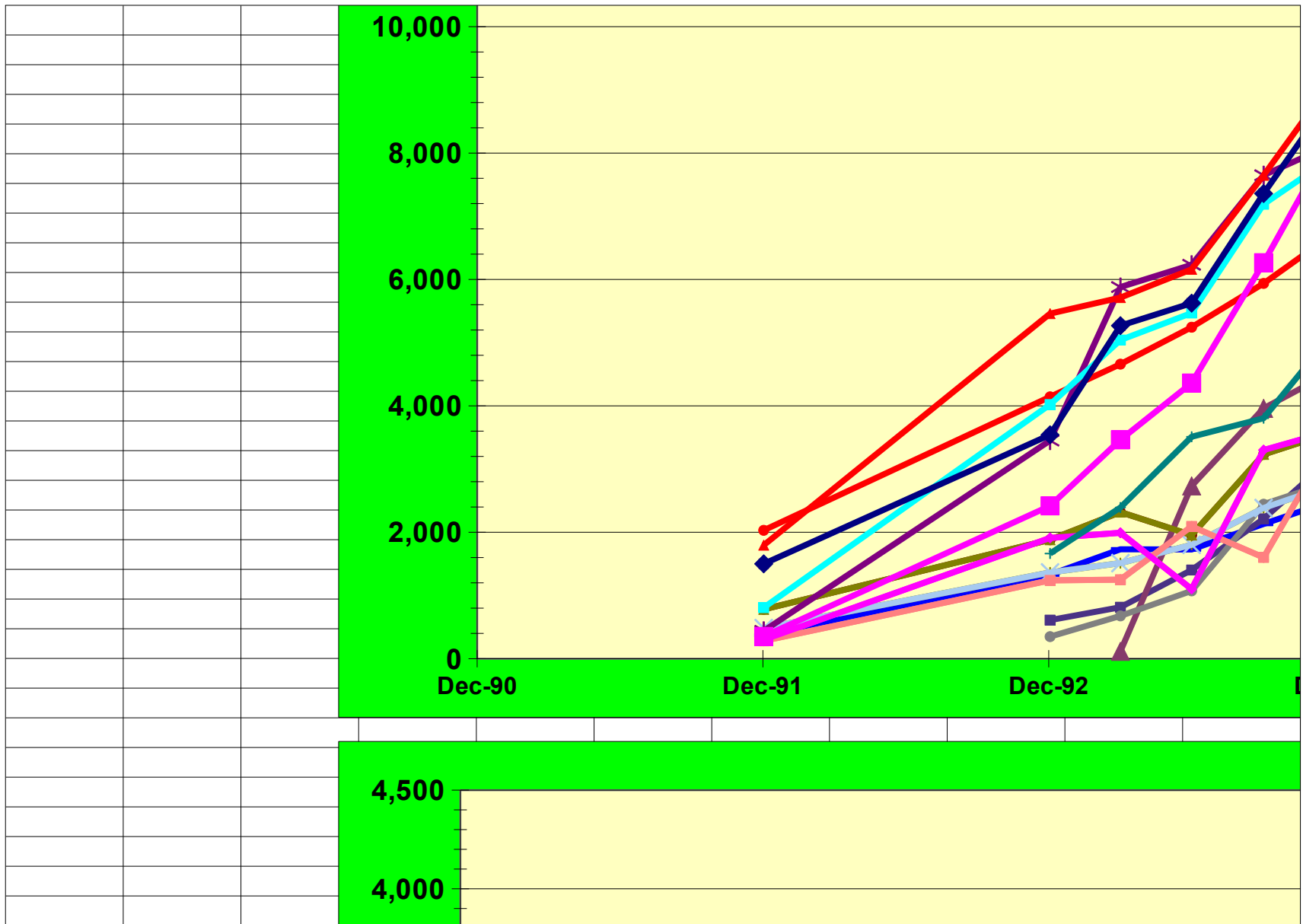
pl	4	Poland		1,663	2,392	3,511	3,804	5,200	7,392	8,474	15%
br	2	Brazil	300	1,910	1,992	1,101	3,300	3,623	5,896	7,010	19%
cz	4	Czech			116	2,734	3,961	4,570	5,639	7,311	30%
hu	4	Hungary		610	814	1,403	2,213	3,230	5,390	6,147	14%
mx	2	Mexico	282	1,239	1,250	2,093	1,602	3,568	5,164	7,641	48%
pt	3	Portugal	781	1,882	2,319	1,956	3,232	3,601	4,518	4,873	8%
sg	7	Singapore	484	1,365	1,512	1,802	2,384	2,773	4,014	4,305	7%
cl	2	Chile		349	677	1,073	2,444	2,820	3,703	4,126	11%
ie	3	Ireland	370	1,330	1,731	1,728	2,131	2,520	3,308	3,980	20%
is	3	Iceland		782	1,056	1,259	1,499	1,888	3,268	3,811	17%
su	4	Russia	191	63	84	349	1,182	1,780	3,145	3,942	25%
gr	3	Greece	331	860	1,008	1,317	1,808	2,170	2,958	3,488	18%
tr	3	Turkey				415	514	710	1,204	2,000	66%
th	7	Thailand		5	69	61	93	470	1,197	1,832	53%
ar	2	Argentina		105	135	161	188	208	248	1,287	419%
si	4	Slovenia		1	332	455	509	628	574	1,276	122%
my	7	Malaysia		17	99	498	737	860	1,322	1,241	-6%
sk	4	Slovakia				223	657	510	868	1,178	36%
ee	4	Estonia		89	168	238	412	342	659	1,014	54%
cr	2	Costa Rica		3	20	56	41	215	544	745	37%
hr	4	Croatia			431	504	692	467	838	734	-12%
ru	4	Russian Fed. (RU)							322	734	128%
cs	4	Czech & Slovak		1,912	2,693	3,092	3,130	2,934	1,869	693	-63%
ve	2	Venezuela		112	206	298	213	378	399	657	65%
ro	4	Romania			15	15	18	80	453	490	8%
lu	3	Luxembourg		121	153	186	263	306	420	457	9%
ua	4	Ukraine				3	168	31	339	442	30%
lv	4	Latvia		8	8	10	39	72	180	341	89%
in	7	India		79	96	110	136	138	316	329	4%
kw	5	Kuwait						138	297	324	9%
ec	2	Ecuador		45	60	101	125	148	256	321	25%

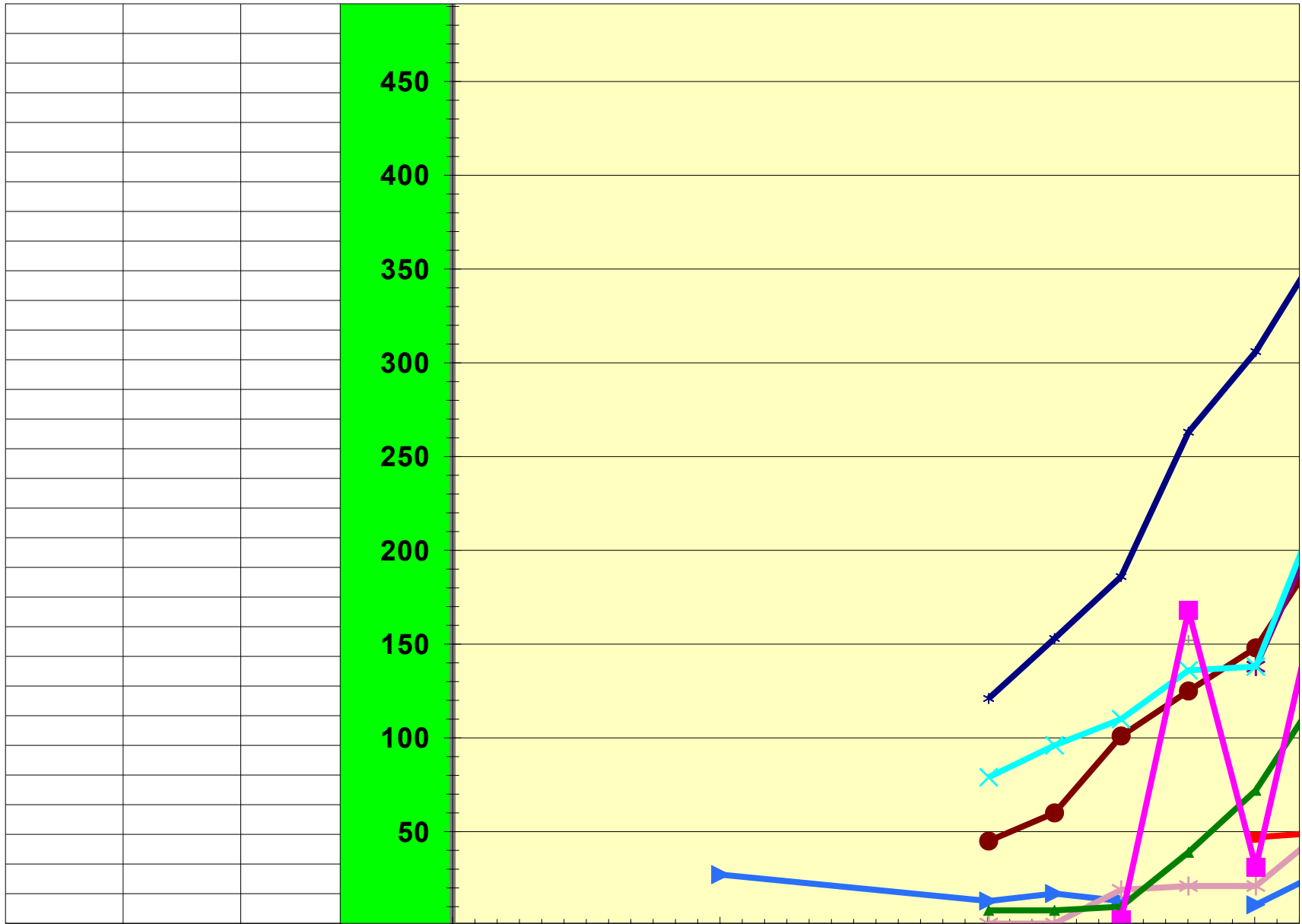
cn	7	China								325	239	-26%
co	2	Colombia								144	154	7%
uy	2	Uruguay								101	153	51%
ph	7	Philippines								65	152	134%
bm	2	Bermuda									142	
eg	5	Egypt			7,883				47	52	129	148%
id	7	Indonesia								54	120	122%
pe	2	Peru								42	114	171%
bg	4	Bulgaria		1	1	19	21	21		79	88	11%
lt	4	Lithuania								53	86	62%
pr	2	Puerto Rico						152		75	82	9%
jm	2	Jamaica									66	
tn	5	Tunesia	27	13	17	13			11	46	45	-2%
cy	3	Cyprus		29	29	30	4	5		38	43	13%
li	3	Liechtenstein			2	2	17	17		27	27	0%
ni	2	Nicaragua								23	24	4%
zw	6	Zimbabwe									14	
ir	5	Iran								4	14	250%
pa	2	Panama								24	13	-46%
mo	7	Macau								12	12	0%
dz	5	Algeria								7	9	29%
fj	8	Fiji					6	5		5	5	0%
aq	9	Antartica		4	4	4	4	4		4	4	0%
md	3	Moldova								2	2	0%
gn	6	Guinea									2	
sn	6	Senigal									1	
sa	5	Saudi Arabia								1	1	0%
kz	4	Kazakhstan									1	
yu	4	Yugoslavia		11	2	2	1	2				



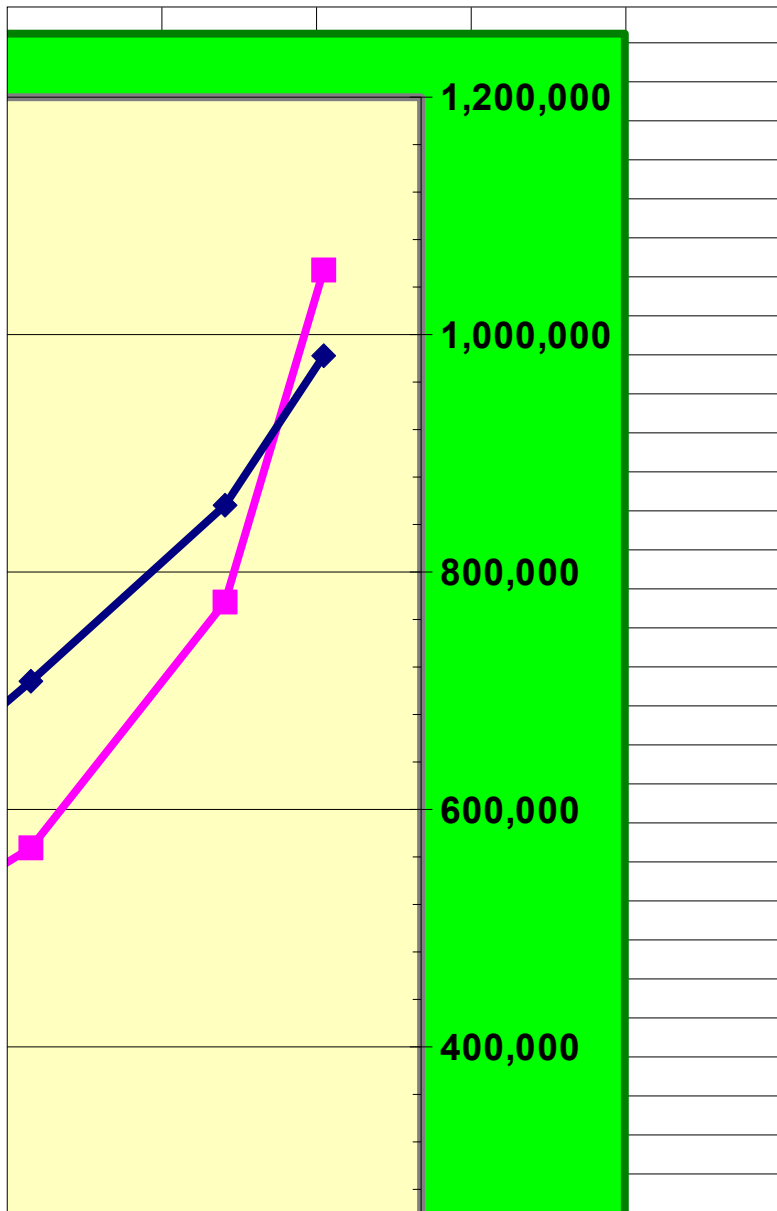


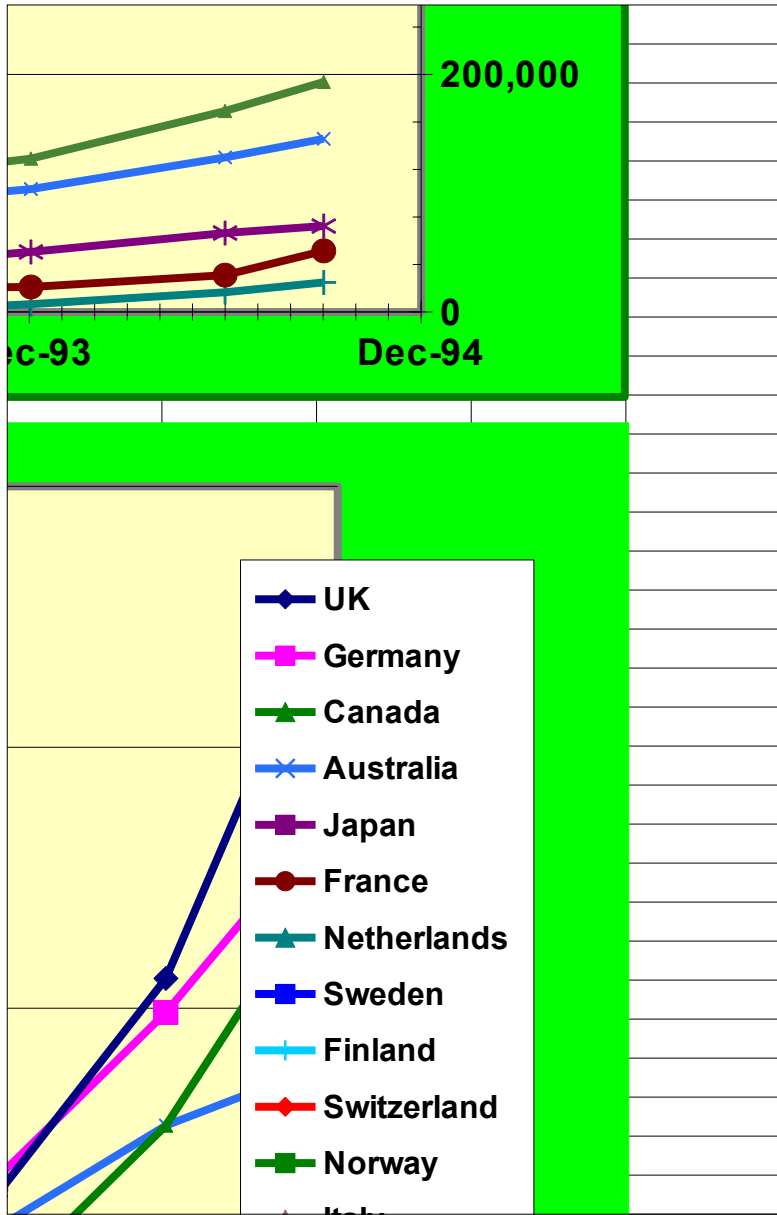


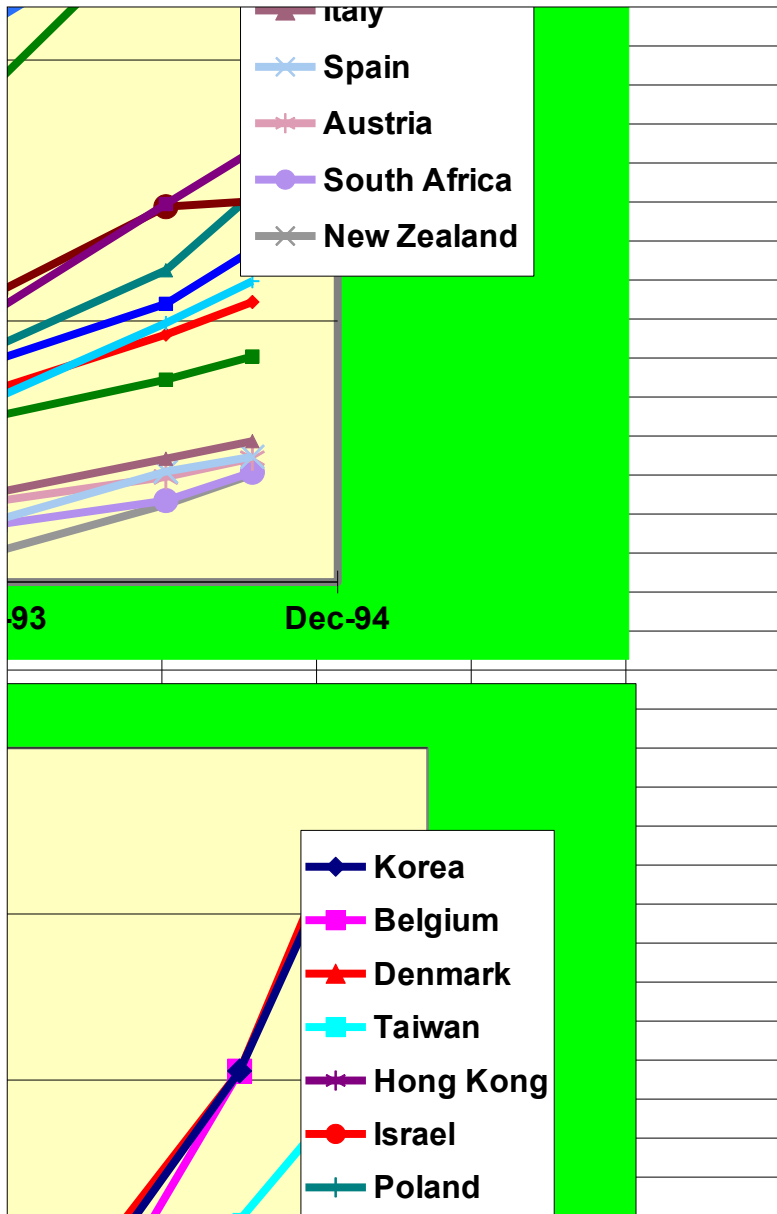


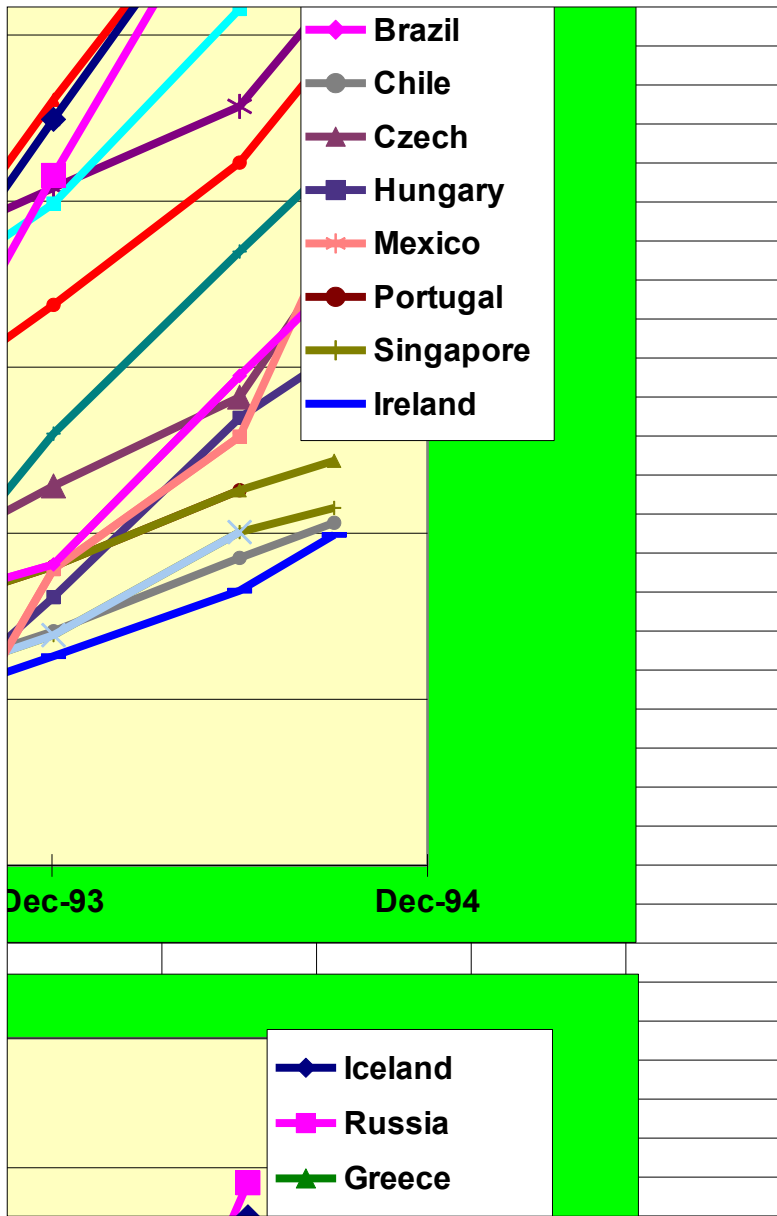


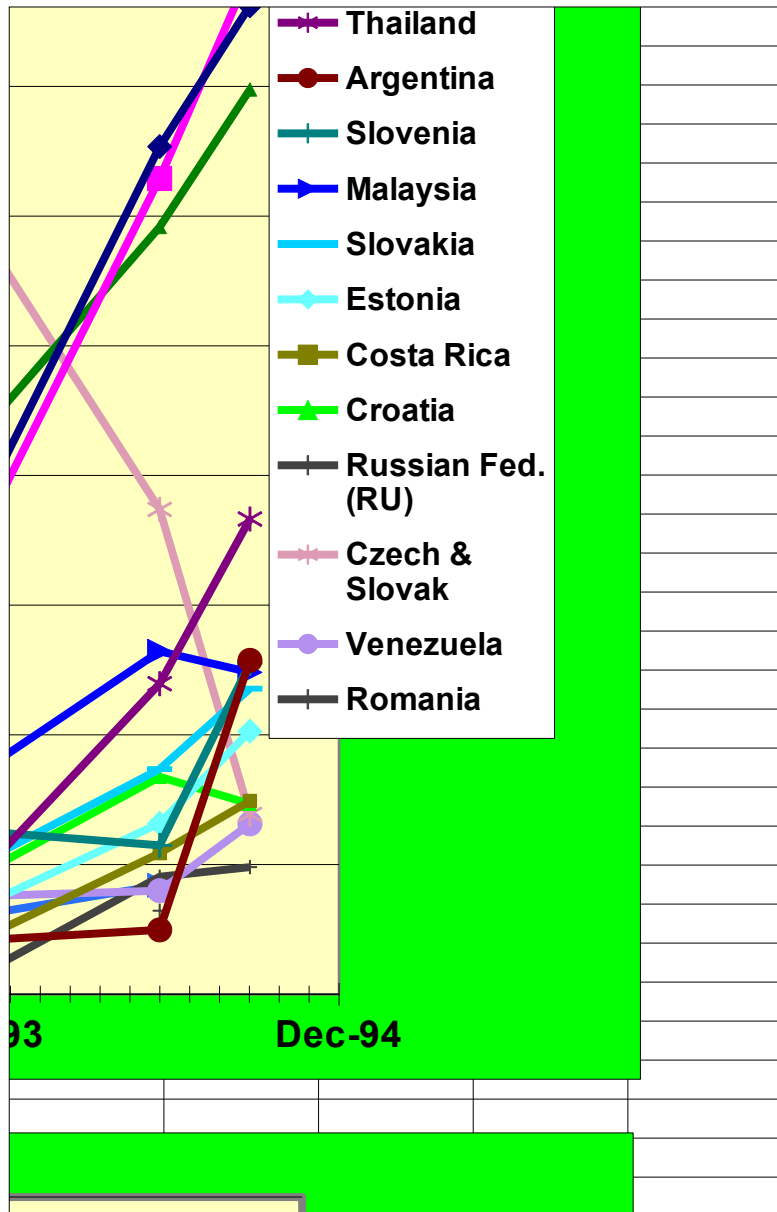
			Dec-90	Dec-91	Dec-92	Dec-93

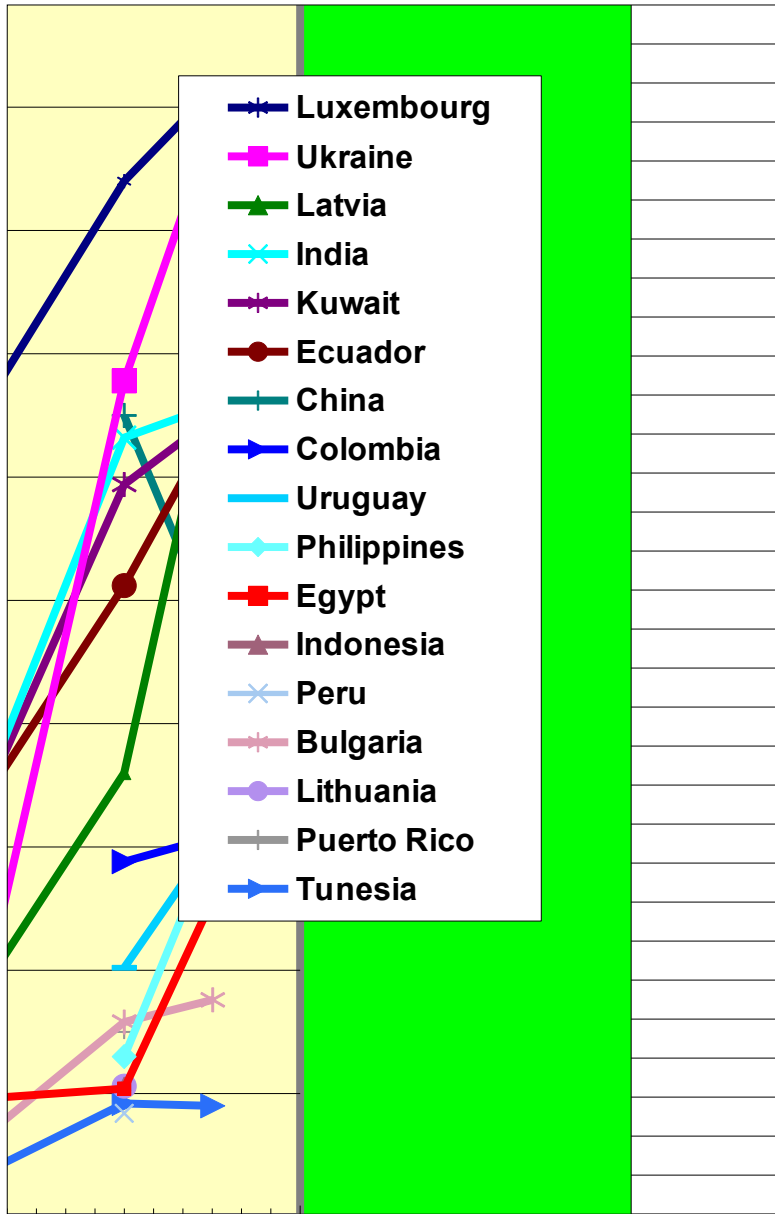












Dec-94				